

## REVENUES THAT BLOSSOM

Invest in the fund that gets  
your savings to move



## Monthly Newsletter December 2023

### Basic Information

Management company	<b>Raiffeisen INVEST</b>
Currency	<b>LEK</b>
Fund Launch	<b>March 01, 2012</b>
The initial value of one unit	<b>1,000</b>
The minimum investment	<b>5,000</b>
Subsequent investment amount not less than	<b>1,000</b>

### Investment objective and Investor profile

The investment objective of the fund is to maximize the return on investment while preserving capital and liquidity. The assets of the fund are invested in securities issued and guaranteed by the government of Republic of Albania.

The Fund is intended for physical and legal persons who find the investment objective of the Fund in accordance with their requirements and expectations.

### Commissions and fees

Entrance fee	<b>0%</b>
Exit fee	<b>0%</b>
Management fee per year	<b>Up to 1.15% of the net asset value</b>
Other ongoing fees	<b>Refer to the Fund Prospectus</b>
Ongoing commissions / fees	<b>1.27% for the year 2022</b>
Fee for funds transfer, from third parties	<b>Refer to the information on RBAL branches</b>

The figure of ongoing fees at 1.27% is based on the expenses for the year ended 31.12.2022. This figure may vary from year to year. The total ongoing fee cannot exceed the maximum of 1.4% per year of the net asset value of the fund.

Transaction costs are according to the working conditions of the intermediary parties and are not included in the calculation of commissions and ongoing fees, but they are charged to the Fund

### Risk and Reward Profile

Low Risk  
Low Return

High Risk  
High Return



**The fund Raiffeisen Prestigj is under the second risk category.**

The synthetic risk and reward indicator corresponds to an integer, used to rank the Fund's risk profile on a scale of 1 to 7, based on increasing level of volatility. The lowest category does not mean that the investment is riskless.

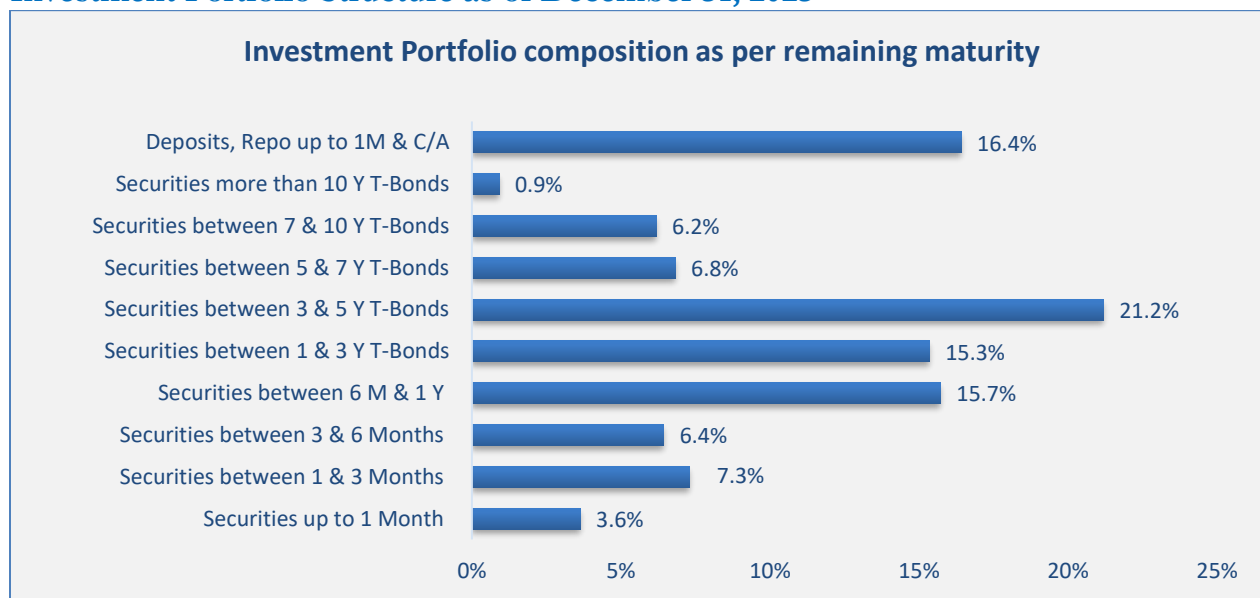
This indicator aims to offer the investor an overview of the fluctuations on Fund unit price based on historical performance. Historical data used to generate the indicator cannot constitute guarantee on future risk profile.

## Fund data on December 31, 2023

<b>Net Asset Value</b>	<b>31,024,815,016</b>
<b>Number of Investors</b>	<b>25,813</b>
<b>Unit Value</b>	<b>1,612.7591</b>
<b>*Annual rate of return (31.12.2022 – 31.12.2023)</b>	<b>6.78%</b>

\*Management fee and other ongoing charges are deducted before calculating the rate of return

## Investment Portfolio Structure as of December 31, 2023



In the framework of its investment policy, Prestigj fund invests mainly in treasury bills and bonds issued and guaranteed by the government of Republic of Albania.

Auctions of the securities issued in ALL from the Government of the Republic of Albania are relatively frequent: 12M Treasury Bills are issued twice a month; 2-year bonds once a month; 7 and 10-year bonds are issued on a quarterly basis.

The government organizes the auctions of 5- and 3-year reference bonds with a frequency every 2 months, for each maturity.

<i><b>Instrument</b></i>	<i><b>In % of Fund Assets</b></i>
Reverse Repurchase Agreement – Rev Repo	6.26%
Deposits / CA	10.16%
Treasury bills	20.44%
Treasury bonds	63.14%

The investment strategy remains focused on Albanian government securities, but in addition to the latter, the fund allocates a certain portion of its assets to short-term deposits in order to fulfill investors' liquidity needs in a timely manner.

Net asset value is at around ALL 31 billion as of 31 December 2023.

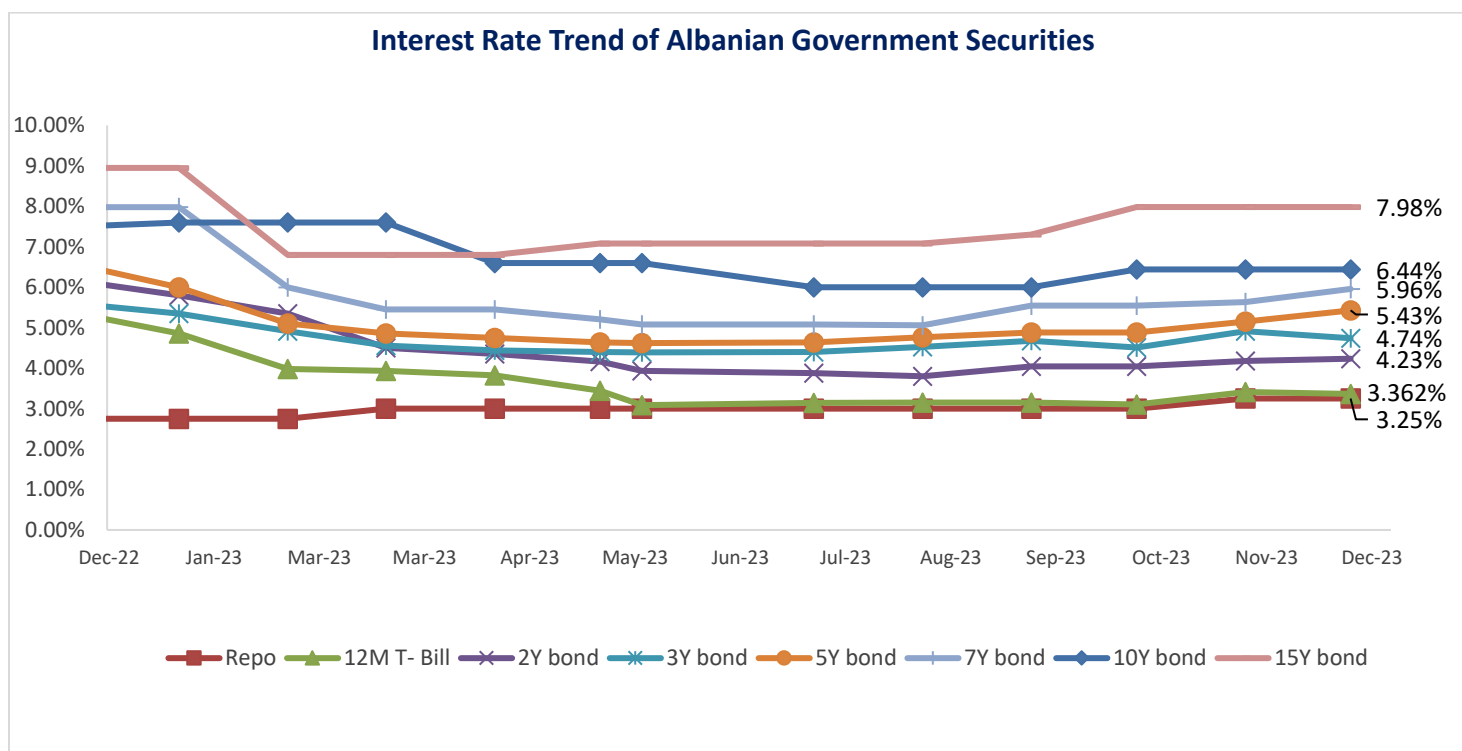
## Developments and information on the performance of financial markets in December

On December, the base rate is unchanged at the level of 3.25%. The inflation rate has slightly increased to 4.00%, compared to 3.90% that was in November. The assets of Prestigj Fund are invested only in T-bills and T-bonds issued by Albania Government and as a result the fund is exposed to changes in the interest rates of these securities.

The Albanian Government securities interest rates have followed generally an upward trend during December, except for the yield of the 12 months Treasury Bill resulted at 3.362% decreasing by 0.05% compared to the auction rate in November.

Regarding the Treasury bonds auctions, the 2-years bond auction resulted at 4.23%, increasing with 0.05% compared to the last auction and the 7-years bond auction yield resulted at 5.96%, increasing with 0.33% compared to the last auction. The 3-years benchmark bond auction resulted at 5.053%, increasing with 0.12% compared to the last auction, while the 5-years benchmark bond auction resulted at 5.652%, increasing with 0.25% compared to the last auction.

The chart below gives an overview of interest rate evolution of Treasury Bills and Bonds issued by the Albanian government during the 1-year period December 2022 – December 2023. For the 3 and 5 years reference bonds are presented the fixing yields, calculated from contributors' quotations at the end of December.

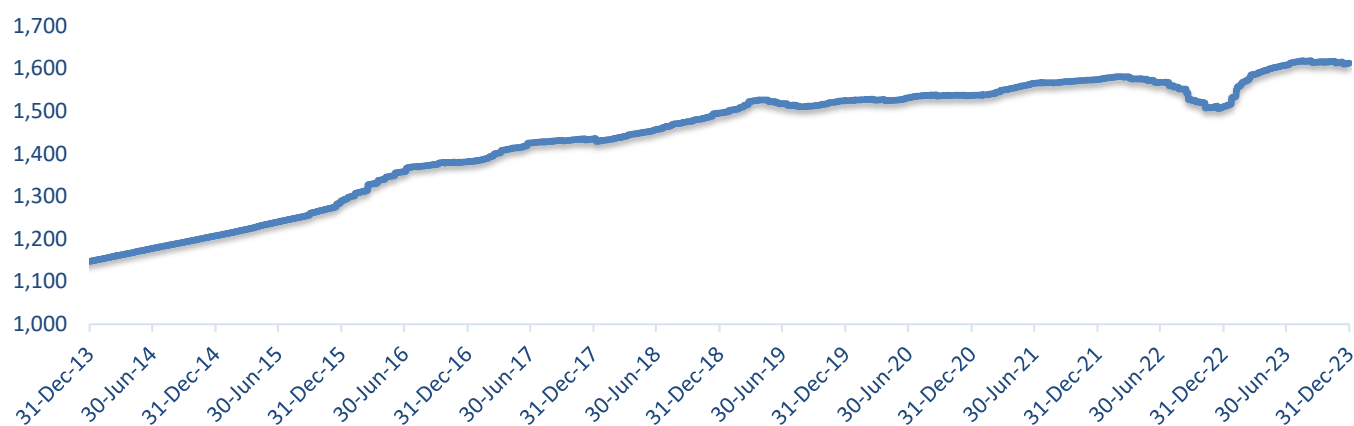


## Fund Performance and unit value development December 31, 2023

The net annual return for the period 31 December 2022 to 31 December 2023 is **6.78%**. The unit value of Prestigj fund had slightly decreased by **-0.08%** during December.

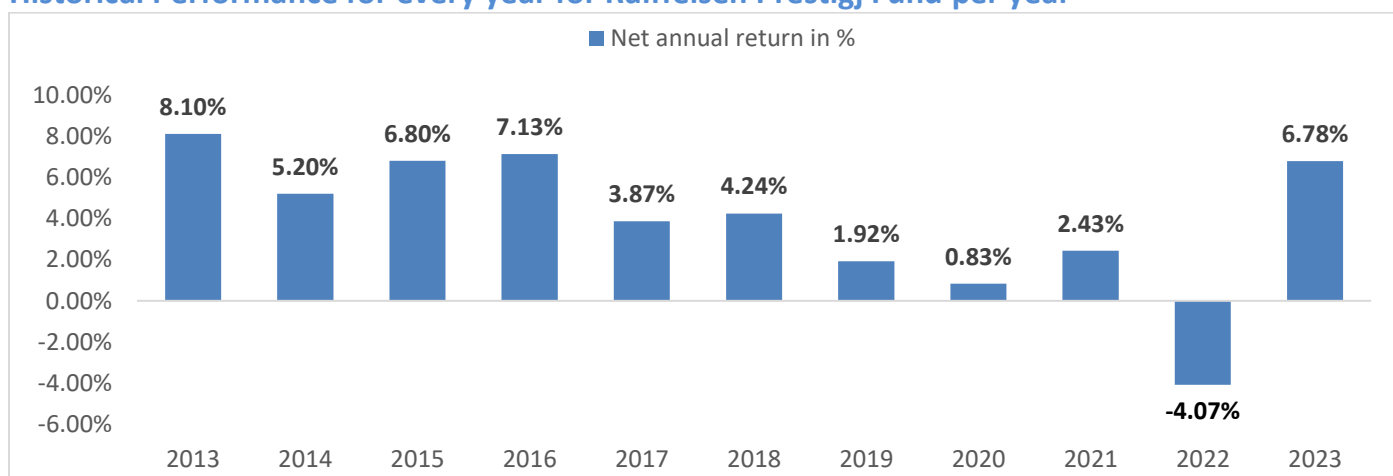
The Fund continues to have the same investment portfolio structure, investing in T-Bill and T-Bond issued by the Albanian Government. As a result, the portfolio value varies when securities interest rates change and investment return varies based on market conditions, especially changes in interest rates of Albanian government securities. Thus, when interest rates increase, the securities value in the portfolio decreases and consequently the rate of return for the previous period decreases. The opposite happens when interest rates fall. Therefore, the Fund unit value can be volatile. Volatility is a natural part of investment funds, and it can never be eliminated, so the unit price of the fund may also fall, not only increase.

### Unit price development of Raiffeisen Prestigj Fund



On 31 December 2023	1 Year	2 Year	3 Year	5 Year	7 Year	10 Year	Since launch (1-Mar-2012)
In % annual return of the period (p.a.)	6.78%	1.21%	1.61%	1.52%	2.23%	3.46%	4.12%

### Historical Performance for every year for Raiffeisen Prestigj Fund per year



Investors of Raiffeisen Prestigj Fund and of all Funds managed by Raiffeisen Invest are advised to have a long investment horizon to benefit from an optimal return on investment and thus in the medium or long term to be able to recover the negative effects, which are created in short-term. We do encourage investors to maintain their investment by not changing their investment objective of staying in fund driven by the unusual situation created by global pandemic, because in this way they will not risk getting out of the fund at the wrong time for their investment.

Data on fund return referring to the past is only indicative and do not represent a promise or guarantee of the fund return in the future. All other numerical examples are used for illustrative purposes and analysis of historical data and should not be used by investors to draw conclusions for the future. The potential investors should read the Prospectus and Fund Rules. Raiffeisen Invest and the fund's sales force do not guarantee a certain return on the fund. The updated information on the fund unit value, the Fund's Prospectus and Fund Rules are available at Raiffeisen INVEST sh.a. head office, on the web site [www.raiffeisen-invest.al](http://www.raiffeisen-invest.al) or at Raiffeisen Bank branches in Albania.