

# Raiffeisen Sustainable Solid



## Month Report November 2024

### Feeder fund - Raiffeisen Sustainable Solid

#### Basic information

|  |  |
|--|--|
| Fund name                                  | <b>Raiffeisen Sustainable Solid – Feeder fund</b>    |
| Management Company                         | <b>Raiffeisen Invest sh.a</b>                        |
| Currency                                   | Euro   |
| Fund Inception date                        | 07 May 2024  |
| Initial value of one unit                  | 100  |
| Minimum Investment                         | € 500  |
| Minimum amount in case of investment plans | € 50   |
| Master fund                                | Raiffeisen-Nachhaltigkeit-Solide – ISIN AT0000A1YC10 |
| Net asset Value                            | <b>€ 1,407,725</b>                                   |
| Unit Value                                 | <b>104.7883</b>                                      |
| Depository Bank                            | First Investment bank Albania                        |
| Sub custodian Bank                         | Raiffeisen Bank International, Austria               |
| Number of Investors                        | 63   |
| Minimum recommended investment horizon     | 5 Years  |

#### Commissions and fees

|                                  |   |
|----------------------------------|---|
| Subscription Fee                 | 0.00%   |
| Exit fee                         | 1.00% for each withdrawal prior to 2Yrs investment  |
| Management fee per year          | Up to 1.30% p.a.  |
| Other ongoing fees               | Calculated end of year, include depository fees, external auditor, regulatory fees, and costs of communicating changes in the prospectus. |
| Total ongoing fees               | Maximum 3.5% p.a.   |
| Transfer fee, from third parties | Refer to the information on RBAL branches.  |
| Transaction costs                | According to the conditions with the counterparty and depository bank.  |

#### Investment Objective of Feeder fund

The objective of the Feeder Fund is to enable investors to benefit from the return of the Raiffeisen-Nachhaltigkeit-Solide Master Fund, managed by Raiffeisen Capital management in Vienna, which aims to generate regular income in the medium term.

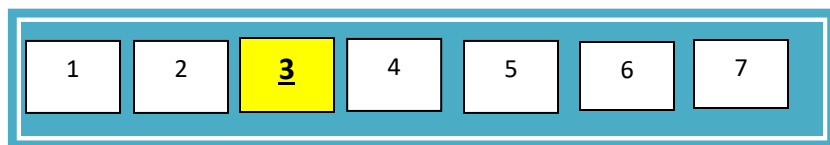
**The Feeder Fund** invests at least 85% of the assets in units of the Raiffeisen-Nachhaltigkeit-Solid Master Fund.

A maximum of 15% of the assets will be invested in instruments such as short-term bank deposits, repurchase and reverse repurchase agreements, cash or its equivalents.

## Risk and Reward Profile

Low Risk  
Low Return

High Risk  
High Return



The estimated risk profile of the Feeder Fund Raiffeisen Sustainable Solid is closely related to the risk profile of the Master Fund. Based on the historical data of returns of the Master Fund over the last 5 years, the projected risk profile of the Feeder Fund belongs to third category of the synthetic risk and reward indicator (SRRI=3).

The synthetic risk and reward indicator corresponds to an integer, used to rank the Fund's risk profile on a scale of 1 to 7, based on increasing level of volatility. The lowest category does not mean that the investment is riskless. This indicator aims to offer the investor an overview of the fluctuations in Fund unit price based on historical performance. Historical data used to generate the indicator cannot constitute a guarantee on future risk profile.

## Master fund - Raiffeisen Sustainable Solid

### Basic information

|                           |  |
|---------------------------|--|
| Fund name                 | <b>Raiffeisen Sustainable Solid – Master fund</b>  |
| Management Company        | <b>Raiffeisen Kapitalanlage-Gesellschaft m.b.H</b> |
| Currency                  | Euro   |
| ISIN                      | AT0000A1YC10                                       |
| Subscription Fee          | 0.00%  |
| Exit fee                  | 0.00%  |
| Management fee per year   | 0.50% p.a  |
| Rabat paid to feeder fund | 0.306% p.a   |

### Investment policy

**The Master fund is a mixed Fund** that invests in securities whose issuers are classified as **sustainable based on social, environmental and governance criteria** (without taking into account investments in investment funds, derivative instruments and deposits). According to these criteria, it is not invested in certain sectors, such as: weapons production & green/plant genetic engineering, in companies that violate labor and human rights or are involved in corruption and manipulation of financial statements and in countries with authoritarian regimes, where media and press freedom are violated, that are not part of the Paris agreement on climate change or have problems related to money laundering.

The Master Fund has limited investment in equities to 30% of its assets. At least 51% of the Master Fund's assets are directly invested in securities. The issuers of bonds or money market instruments in the Fund may be, among others, countries, supranational organizations and/or companies. The Master Fund may invest more than 35% of its assets in debt securities issued by the government of Austria, Germany, Belgium, Finland, France or the Netherlands.

The Master Fund may invest in derivative instruments as part of its investment strategy, with the aim of mitigating risks and achieving investment policy objectives.

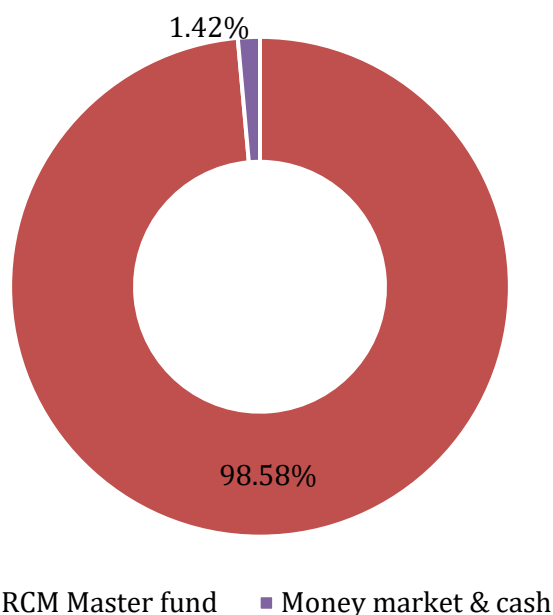
## Investment Portfolio Structure as of November 30, 2024

Feeder fund invested in Master fund 98.58% of its assets on 30 November 2024.

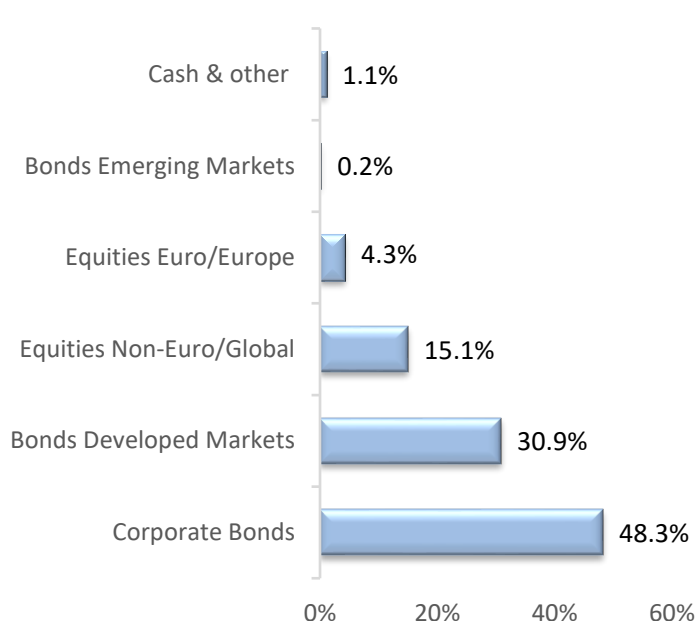
Considering the investment portfolio structure of Master fund on 30 November 2024, for the Feeder fund the allocation in equities is 19.4% and the allocation in Fixed income instruments is 79.5%.

The average credit rating is A for the bond investments of Master fund. The average yield of the investment portfolio was 3.12% for an average duration of 5.11 years on the 30th of November for Feeder fund.

### Financial instruments Breakdown



### Asset class Breakdown



### Top 10 investments – Master fund

|   |       |
|---|-------|
| BPIFRANCE SACA BPIFRA 3 3/8 05/25/34          | 1.74% |
| CAISSE D'AMORT DETTE SOC CADES 2 7/8 05/25/27 | 1.72% |
| FEDERAL REPUBLIC OF GERMANY DBR 4 01/04/37    | 1.19% |
| REPUBLIC OF AUSTRIA RAGB 0.9 02/20/32         | 1.01% |
| CAISSE D'AMORT DETTE SOC CADES 0 1/8 09/15/31 | 0.85% |
| SPAREBANK 1 BOLIGKREDITT SPABOL 0.01 09/22/27 | 0.72% |
| EUROPEAN UNION EU 0 07/04/31                  | 0.71% |
| KFW KFW 3 1/4 03/24/31                        | 0.70% |
| LAND OF HESSEN HESSEN 2 1/2 10/01/31          | 0.70% |
| SWEDBANK FROM SWEDA 3 3/8 05/29/30            | 0.70% |

### Bond Ratios for Master fund

|                                 |      |
|---------------------------------|------|
| Ø Duration (Next call)          | 5.18 |
| Ø Modified Duration (Next call) | 5.04 |
| Ø Yield in % (Maturity)         | 3.42 |
| Ø Yield in % (Next call)        | 3.17 |
| Ø Coupon in %                   | 2.41 |

### Top 10 investments in Equities - Master fund

|                         |       |
|-------------------------|-------|
| NVIDIA Corp             | 0.95% |
| Microsoft Corp          | 0.94% |
| Apple Inc               | 0.84% |
| Alphabet Inc            | 0.59% |
| MSCI Inc                | 0.35% |
| Procter & Gamble Co/The | 0.32% |
| Merck & Co Inc          | 0.31% |
| Motorola Solutions Inc  | 0.31% |
| Novo Nordisk A/S        | 0.31% |
| Visa Inc                | 0.30% |

## Performance of Feeder fund

Monthly performance was **+2.12%** for Raiffeisen Sustainable Solid – Feeder fund during November, marking the best monthly performance for 2024.

Despite some volatility, bond markets generally performed well for the month, even though concerns about Trump-related policies were more prominent in the US. On the other hand, the prospect of further tax cuts, expansionary fiscal policy, and the implementation of a more nationalist trade policy boosted US equity markets. Outside US markets, the election result was met with some caution.

It should be noted that the rate of return varies depending on market conditions and the unit value may be volatile, so it is not static or always increasing, but may also fall because of changes in market conditions. Volatility is a natural part of investment funds, and its total elimination is impossible.

The investors of Raiffeisen Sustainable Solid fund and all funds managed by Raiffeisen Invest are advised to have the longest possible investment horizon to benefit from an optimal return on investment and thus in the medium or long term to be able to recover the negative effects, which are created in the short term. We do encourage investors to maintain their investment by not changing their investment objective of staying in fund driven by the unusual situation created by market developments, because in this way they will not risk getting out of the fund at the wrong time for their investment.

## Commentary of Master fund management on financial market developments during November

The international stock markets were friendly in November. Despite the prospect of additional trade tariffs, the US market reacted positively to the Republican election victory, as potential tax cuts and deregulation measures are expected. Government bonds were also friendly in November. Weak economic outlooks, particularly in Europe, provided tailwinds for government bonds, as a more strongly priced-in interest rate cut path was expected. In contrast, corporate bonds reacted with an increase in volatility. The fund performed positively in this environment.

The fund invests with broad diversification in bonds and equities of responsible companies and governments.

The developments in the coming months will primarily depend on further central bank measures, economic growth in the USA and Europe, and the impact of the US election. Geopolitics will also be closely monitored.

Data on fund return referring to the past is only indicative and does not represent a promise or guarantee of the fund return in the future. All other numerical examples are used for illustrative purposes and analysis of historical data and should not be used by investors to draw conclusions for the future.

Potential investors should read the Feeder Fund Prospectus and Fund Rules. Raiffeisen Invest and the fund's sales force do not guarantee a certain return on the fund.

The updated information on the Feeder fund unit value, the Fund's Prospectus and Fund Rules are available at Raiffeisen INVEST sh.a. head office, on the web site [www.raiffeisen-invest.al](http://www.raiffeisen-invest.al), or at Raiffeisen Bank branches in Albania.

You may find the documentation of the Master fund in English and German, in the Documentation section, by clicking as follows:

<https://www.rcm.at/at-en/retail/funds/detail/Raiffeisen-Nachhaltigkeit-Solide>

<https://www.rcm.at/at-en/retail/funds/detail/Raiffeisen-Nachhaltigkeit-Solide>